


Annual School Report Card Making the Grade

Sherry Glick

National Pesticides &
Schools Coordinator

702-784-8276

glick.sherry@epa.gov



**ENVIRONMENTAL
STEWARDSHIP BRANCH**

Why A Report Card?

- Baseline: Starting from where?
- Measures: EPA and other groups need a metric; the report card supports that
- Gauge for state progress on school IPM
- Track progress towards IPM in all schools and identify resources and resource needs by providing a current snapshot of the status of school IPM in your state.



Giving Yourself The Grade

I. Respondent Information

Your Name _____

Title _____

Phone _____

Email _____

State _____ Organization _____


Date of completion _____

Other individuals/organizations participating in completing the report (if any)

II. State-specific Demographics (Data available at <http://nces.ed.gov/programs/stateprofiles/>)

1. Number of public school districts in your state _____

2. Number of children in public schools (K-12) in your state _____



Giving Yourself The Grade

III. Laws, Policy and Planning

3. Please indicate which of the following are required of schools and/or childcare facilities by state law, rules or regulations. (Check all that apply.)

Schools

Childcare

- | | | | |
|-------|--|-------|--|
| _____ | | _____ | (a) Posting of indoor pesticide applications |
| _____ | | _____ | (b) Posting of outdoor pesticide applications |
| _____ | | _____ | (c) Pre-notification of parents or staff prior to pesticide applications |
| _____ | | _____ | (d) IPM required for pest management in schools |
| _____ | | _____ | (e) Minimal training requirements for applicators (e.g., certification) |
| _____ | | _____ | (f) Re-entry requirements beyond the pesticide label |
| _____ | | _____ | (g) Pesticide product restrictions (or “green” pesticide list) |
| _____ | | _____ | (h) Other (<i>please specify in comments</i>) |

Name/statute numbers for school IPM laws, rules or regulations in your state: _____

Comments:



Giving Yourself The Grade

4. Approximately what **percentage** of school districts have a Board of Education-approved written IPM policy? _____
5. Approximately what **percentage** of school districts have designated a committee that addresses school IPM? (For example, an IPM, safety or other stakeholder committee that meets at least annually to review pest management policies and practices.) _____
6. Approximately what **percentage** of school districts have a designated IPM Coordinator? (An IPM Coordinator is an individual employed by the school district responsible for overseeing day-to-day implementation of IPM.) _____
7. Approximately what **percentage** of school districts have a written IPM plan? (An IPM plan is a document that includes specifics for how pest management is performed in the school district including staff roles and specific strategies for important pests.) _____



Giving Yourself The Grade

IV. School IPM Implementation

8. What approximate **percentage** of school districts have implemented the following:

- Avoiding calendar-based applications in structures
- Avoiding calendar-based applications on grounds (fire ant applications excluded)
- Regular inspections of structures for maintenance including pest-proofing
- Regular inspections of grounds for pests and pest-conducive conditions
- Certified applicators (structural and/or grounds) required for pesticide applications
- Formal IPM decision-making protocols, e.g., steps taken before a pesticide is applied
- Pest ID before any treatment
- Monitoring schedules and action thresholds for structural and/or grounds
- Formal protocols for food management, e.g., must be stored in sealed plastic containers
- Pre-approved list of least-hazardous pesticide options
- Record keeping for pesticide applications and pest complaints and/or monitoring results
- Formal sanitation/housekeeping protocols addressing common pests, e.g., drain cleaning
- Staff training on IPM, e.g., food handling, pest complaint reporting, clutter control
- Focus on identifying and resolving cause of pest problems

How do you know? (e.g., survey, sample, estimate based on your work in schools, etc.)?

- (a) Survey as of (date) _____
- (b) Sample of school districts
- (c) Rough estimate based on work with schools
- (c) Other (describe):



Giving Yourself The Grade

9. Which of the following best represents the **level of outreach/education/support for school IPM implementation** in your state?

- (a) Statewide coordinated effort involving multiple agencies & institutions (i.e., a coalition, committee or working group)
- (b) Statewide program implemented by a single agency or institution
- (c) Independent outreach / implementation efforts engaged in by one or more entities locally (e.g., pilot programs)
- (d) Schools are making independent efforts towards IPM implementation
- (e) None of the above. *Please describe your state's situation:*

10. Does your state have a state-wide program for IPM in childcare facilities?

Yes No



Giving Yourself The Grade


V. School IPM Training and Resources

11. About how many public agency or university/extension staff **FTE** (full-time equivalent) are committed to school IPM in your state? _____
12. Estimated additional **FTE** (non-public agency, e.g., ngo staff) working on school IPM. _____
13. Approximately how much money is spent on school IPM implementation programs in your state? Include funding from grants, staff salaries, other sources. Do not include funds spent by school districts as part of their annual pest management budget. \$_____



Giving Yourself The Grade

14. Please indicate IPM training activities for school professionals in your state in the past 12 months:
- a) Number of school districts trained in IPM by professionals not employed by the district this past calendar year (all kinds of training, all types of school staff) _____
 - b) Number of school staff represented in these trainings _____
 - c) Number of school IPM workshops conducted by agencies or ngos statewide _____
 - d) Number of school districts represented at workshops _____
 - e) Number of school staff trained at workshops _____
 - f) Number of school IPM presentations to school staff, school business officials, school health professionals, pest management professionals, etc., made by state agency, ngo, or industry _____
 - g) Number of school districts provided with on-site training (e.g., compliance assistance, problem resolution) _____
 - h) Number of school districts providing internal IPM training programs for school staff (e.g., for custodians, food service staff, etc.) _____
 - i) In addition to the activities listed above, what other uses were made of the funding reported in question 13?



Giving Yourself The Grade

15. a) About how many number of school districts include IPM education for students in their curriculum, e.g., science, home economics, ag/hort or vo-tech study programs, ? _____
16. a) Number of IPM communication vehicles (newsletters listserve, etc.) distributed to school districts in the past calendar year _____
- b) Total number of school districts receiving IPM these communications _____
17. Does your state have a website(s) or webpage(s) specific to school IPM?
____ Yes ____ No

If yes, please provide URL(s):



Giving Yourself The Grade

18. Please check any existing tools / resources for school IPM in your state (include others that may not be mentioned below).

fact sheets

posters

videos

IPM curricula for students

IPM lesson plans for students

school IPM manual

train-the-trainer manual

training curricula for school staff/contractors

model news releases


newsletters (e.g., Pest Presses)

model IPM policy

model contract for

structural IPM

Other (please list)



Giving Yourself The Grade

VI. Awards

19. Please indicate the **number** of school districts in your state that have earned

_____ (a) The IPM Star Certification

(IPM Institute of North America, www.ipminstitute.org/)

_____ (b) The Green Flag Award

(Center for Health, Environment and Justice, www.greenflagschools.org)

_____ (c) PESP Partnerships

(Environmental Protection Agency, www.epa.gov/oppbppd1/PESP/)

_____ (d) Other awards. *Please list:*

20. Additional comments; which could include historical issues, proposed legislation, funding issues, etc. (attach additional pages if necessary):

Please return form and any additional information or comments you would like to provide to: Sherry Glick, US EPA, PO Box 98517, Las Vegas, NV 89193-8517 or electronically to: glick.sherry@epa.gov

